

VACUUM PUMP EXHAUST FILTERS



Model EF

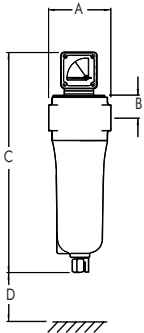


Model OS

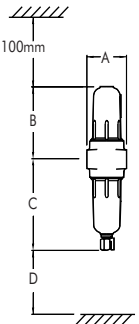
Walker Filtration offer three types of vacuum pump exhaust filters all of which are designed for oil mist removal from oil injected vacuum pumps. The simplex range EF filters with high performance coalescing filter elements are designed for oil mist removal from pumps which do not have internal oil separators. The duplex two stage filter model EFC is designed for total oil mist and oil odour removal by using a high performance coalescer with second stage activated carbon filter. Both simplex and duplex filters are manufactured from diecast aluminium, feature the Walker E-Coat™ and are then polyester powder coated. All are supplied with a drain valve plus a differential pressure gauge for the simplex range.

For rotary vane type vacuum pumps with internal oil separation, oily odours are often a problem especially in confined areas. The Odasorb model OS filter is designed for this application. This filter element with internal threaded connection and high performance activated carbon filter media can be fitted directly to the pump outlet to provide a safe working environment.

WALKER
FILTRATION



Models A55 EF to A308 EF



Model D40 EFC

FILTER MODEL	PIPE SIZE	FLOW RATE		ELEMENT MODEL	NUMBER OF ELEMENTS	DIMENSIONS mm				WEIGHT		DIMENSIONS inch				FILTER MODEL
		Nm ³ /h	SCFM			A	B	C	D	Kg	lb	A	B	C	D	
A55 EF	1/2	16	10	E511 EF	1	88	32	315	100	1.3	2.87	3 1/2	1 1/4	13	4	A55 EF
A73 EF	3/4	25	15	E511 EF	1	88	32	315	75	1.3	2.87	3 1/2	1 1/4	13	3	A73 EF
A105 EF	1	45	25	E811 EF	1	125	39	365	100	3.5	7.72	5	1 1/2	15	4	A105 EF
A123 EF	1 1/4	65	40	E811 EF	1	125	39	365	100	3.5	7.72	5	1 1/2	15	4	A123 EF
A153 EF	1 1/2	125	75	E831 EF	1	135	50	545	150	4.4	9.70	5 1/2	2	22	6	A153 EF
A203 EF	2	165	100	E831 EF	1	135	50	545	150	4.4	9.70	5 1/2	2	22	6	A203 EF
A205 EF	2	250	150	E851 EF	1	135	50	745	150	5.0	11.0	5 1/2	2	30	6	A205 EF
A250 EF	2 1/2	350	200	E1251 EF	1	200	68	805	200	11.5	25.4	8	2 3/4	32	8	A250 EF
A306 EF	3	450	265	E1261 EF	1	200	68	925	200	11.5	25.4	8	2 3/4	37	8	A306 EF
A308 EF	3	550	325	E1281 EF	1	230	65	1050	300	19	41.9	9	2 3/4	42	12	A308 EF

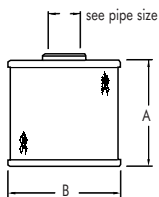
D40 EFC	1/2	16	10	E51EF/E02AC	1/1	90	200	225	100	1.25	2.75	3 1/2	8	9	4	D40 EFC
---------	-----	----	----	-------------	-----	----	-----	-----	-----	------	------	-------	---	---	---	---------

SPECIFICATION	GRADE EF		GRADE EFC	
Particle removal	0.1 micron		0.1 micron	
Maximum oil carryover at 20°C (68°F)	1 mg/m ³	1 ppm	0.1 mg/m ³	0.1 ppm
Maximum temperature	120°C	248°F	120°C	248°F
Pressure loss - clean & dry	25 mbar	0.36 psi	30 mbar	0.44 psi
Pressure loss - oil saturated	70 mbar	1 psi	75 mbar	1.1 psi
Pressure loss - change element	150 mbar	2.2 psi	to suit application, at least every 6 months	
Maximum test pressure	4 bar abs.	60 psi abs.	4 bar abs.	60 psi abs.
Element end cap colour	black			

NOTES

- Vacuum pump exhaust filters are manufactured from aluminium and carry the CE mark.
- Threaded connections are BSP parallel to ISO7/1 or NPT to ANSI B2.1 if supplied within North America.
- Filter element end caps are colour coded black. Direction of air flow, inside to out, through filter element.
- Model D40EFC, element EF in the lower section is for oil removal while elements AC in the upper section are for odour removal.
- Grade AC activated carbon filter elements must not operate in oil saturated conditions and will not remove certain types of gases including carbon monoxide and carbon dioxide.
- Differential pressure gauges are fitted to models A55 (grade) to A308 (grade), part number 55DPG250W
- Manual drain valves, model MDV25 are fitted to all models.
- Drain flasks are available for liquid collection.
- Mounting brackets are available for all models.
- All filter bodies feature the Walker E-Coat™ and are coated with blue polyester powder paint finish to eliminate corrosion.
- Vacuum pump exhaust filters and filter elements are suitable for use with mineral and synthetic oils.
- Flow rate refers to vacuum pump displacement.
- Vacuum pump exhaust filters and filter elements are silicone free.

ODASORB VACUUM PUMP EXHAUST FILTERS



Modes OS50 to OS200

ELEMENT MODEL	PIPE SIZE	FLOW RATE		DIMENSIONS mm		WEIGHT		DIMENSIONS inch		ELEMENT MODEL
		Nm ³ /h	SCFM	A	B	Kg	lb	A	B	
OS50	3/4	50	30	150	80	0.76	1.7	3 1/4	6	OS50
OS75	1	75	45	150	100	0.88	2	4	6	OS75
OS100	1 1/4	100	60	150	130	0.96	2.1	5 1/4	6	OS100
OS150	1 1/2	150	90	250	130	1.1	2.4	5 1/4	10	OS150
OS200	2	250	150	300	130	1.16	2.6	5 1/4	12	OS200

NOTES

- Odasorb products must not operate in oil saturated conditions.
- Odasorb products must be changed at least every six months.
- Maximum operating temperature 120°C (248°F)



Walker Filtration Ltd
 Spire Road, Glover East,
 Washington, Tyne & Wear,
 NE37 3ES England.
 Tel: +44 (0)191 417 7816
 Fax: +44 (0)191 415 3748
 sales@walkerfiltration.co.uk
 www.walkerfiltration.com

Walker Filtration PTY Ltd
 3A Kia Court,
 Preston, Victoria 3072,
 Australia.
 Tel: +61 (0) 3 9480 0750
 Fax: +61 (0) 3 9480 1044
 sales@walkerfiltration.com.au
 www.walkerfiltration.com.au

Walker Filtration Inc
 2220 West 50th Street,
 Erie, PA 16506,
 USA.
 Tel: +1 814 836 2900
 Fax: +1 814 836 7921
 info@walkerfiltration.com
 www.walkerfiltration.com

Distributed by :